


Name _____

Date _____


Oboe Fingerings II

Fill in the fingering and write the note name for each note. Play each note on your instrument.


1. _____ 2. _____ 3. _____ 4. _____ 5. _____



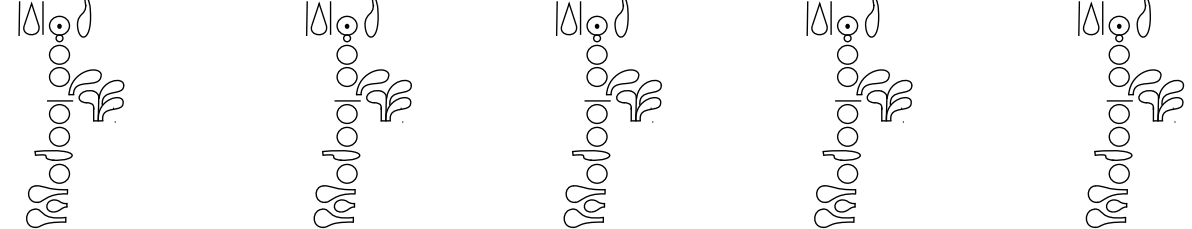
Fingering diagrams for notes 1-5:




6. _____ 7. _____ 8. _____ 9. _____ 10. _____



Fingering diagrams for notes 6-10:



11. _____ 12. _____ 13. _____ 14. _____ 15. _____



Fingering diagrams for notes 11-15:

